

## Hesitation Blues - Rev. Gary Davis

INTRO: Riff - Verse chords only - Riff

C E7  
 A--3 3 1 0-----0----2  
 E--0--- 3 0 - 0 3 --3--0  
 C--0-----3-----2  
 G--0-----1

[Am] 2 [E7] 2 [Am] 2 [E7] 2 [Am] 2 [E7] 2

[Am] 2 [C7] 2 [F] 4 [F7] 4 [C] 8 [G7] 8 [C] 1 A-3 1 0-----0--  
 E-----3 0-0 3-3 E7  
 C-----3-----

I'm [Am] goin' down [E7] town with a [Am] dollar in my [E7] hand  
 I'm [Am] lookin' for a [E7] woman who's [Am] lookin' for a [C7] man  
 [F] Tell me how long [F7] must I [C] wait  
 [G7] Can I get you now? Or must I hesitate [C!]

A-3 1 0-----0--  
 E-----3 0-0 3-3 E7  
 C-----3-----

A [Am] nickel is a [E7] nickel and a [Am] dime is a [E7] dime  
 I [Am] need a new [E7] wo-man I [Am] know you won't [C7] mind  
 [F] Tell me how long [F7] must I [C] wait  
 [G7] Can I get you now? Or must I hesitate [C!]

A-3 1 0-----0--  
 E-----3 0-0 3-3 E7  
 C-----3-----

*Instrumental - Play verse chords*

There's [Am] rocks in the [E7] ocean and [Am] fish in the [E7] sea  
 [Am] You know you [E7] mean the whole [Am] to [C7] me  
 [F] Tell me how long [F7] must I [C] wait  
 [G7] Can I get you now? Or must I hesitate [C!]

A-3 1 0-----0--  
 E-----3 0-0 3-3 E7  
 C-----3-----

Got them [Am] hesitation [E7] stockings and them [Am] hesitation [E7] shoes  
 [Am] You know darn [E7] well I got them [Am] Hesitation [C7] Blues  
 [F] Tell me how long [F7] must I [C] wait  
 [G7] Can I get you now? Or must I hesitate [C!]

A-3 1 0-----0--  
 E-----3 0-0 3-3 A7  
 C-----3-----

[A7] Can I [D7] get you now? [G7!] [G7!] [N/C] Or must I hesitate [C!]

A-3 1 0-----0--  
 E-----3 0-0 3-3 C7 tremolo  
 C-----3-----

# Hesitation Blues Enhancements

1. Learn the song and the riff

C E7

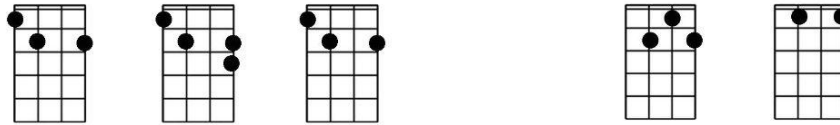
A --3 3 1 0----- 0----2  
 E --0 --- 3 0 - 0 3 --3--0  
 C --0-----3-----2  
 G --0-----1

2. Add in a new riff

A -----3-2-1  
 E - 0 - 1- 2- 3-

3. Add on to the first two E7 chords.

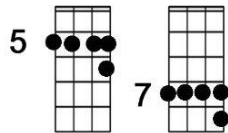
Shuffle the G7 chord



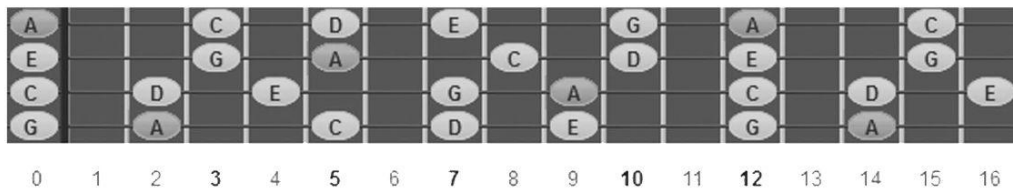
4. Add in a new riff

E -- 3 - 4- 5 - 3 - 4 - 5 - 3 - 4- 5 - 3 - 4 - 5

5. Try barring the F7 and G7 up the fretboard



6. Try improvising during the instrumental. Here are the safe notes using an Am Pentatonic Scale.



In this scale, notice that the notes of B and F are not used